

The 2025 San Diego Kitchen Remodel: A Lookbook & Planning Guide



Brought to you by JB Construction & Renovations – San Diego's Premier Home Remodeling Experts



Welcome to our Kitchen Remodel lookbook and guide:

Welcome to our 2025 San Diego Kitchen Remodel Lookbook & Planning Guide—a curated resource created by JB Construction & Renovations to help you make informed, inspired decisions for your next kitchen renovation. Whether you're envisioning a modern update or a timeless transformation, this guide combines design insights, practical planning tips, and renovation expertise tailored to the Southern California lifestyle.

TABLE OF CONTENTS

- 01** Style Showcase: Top Kitchen Styles in Southern California
- 02** Material Comparison Chart
- 03** Layout Essentials: Form Meets Function
- 04** Planning Checklist: Preparing for Your Kitchen Remodel

Style Showcase: Top Kitchen Styles in Southern California



1. Modern Coastal

Fresh. Airy. Clean.

Embrace natural light, soft neutral tones, and ocean-inspired elements. Think white quartz countertops, matte hardware, and light oak cabinets—perfect for the coastal communities in Southern California.




2. Transitional

Classic Meets Contemporary.

Blend traditional warmth with modern touches. Features include shaker cabinets, mixed metal finishes, and flexible color palettes, ideal for homes seeking timeless appeal.






3. Modern Farmhouse

Rustic Charm, Reimagined.

Incorporate exposed wood, matte black fixtures, and deep sinks to create an inviting space. Pair with warm whites and rich textures for a cozy yet clean kitchen.



Pro Tip: According to the National Kitchen & Bath Association (NKBA), transitional and modern farmhouse styles remain top choices in California for 2025.

Updated Material Comparison Chart

Element	Option A	Option B	Recommendations
Countertops	Quartz	Granite	Quartz: Great for families & busy cooks- Granite: Ideal for natural aesthetics and high-traffic kitchens
Cabinets	Matte Lacquer Finish (Better)	Solid Wood (Best)	Matte: Modern designs & small kitchens Wood: High-end remodels & long-term investment kitchens
Flooring	Engineered Hardwood (Better)	Porcelain Tile	Wood: Open-concept layouts & light foot traffic Tile: High-traffic homes & coastal areas

Layout Essentials: Form Meets Function

The “Work Triangle” Principle

Optimize your kitchen's functionality by connecting the stove, sink, and refrigerator to minimize movement and enhance workflow.

Common Layouts:


L-Shape – Ideal for open concepts; allows flexibility in appliance and cabinet placement.



U-Shape – Offers generous counter space and multiple prep zones.



Island Kitchen – Perfect for social kitchens with entertaining space, including seating, storage, and prep areas.



According to the NKBA, kitchens with islands are the most requested layout feature in 2025 remodels.

Planning Checklist: Preparing for Your Kitchen Remodel

Before initiating your kitchen remodel, consider the following steps:

- ☐ 1. Define Your Goals: Determine if the remodel is for resale value, increased space, or aesthetic enhancement.
- ☐ 2. Set a Budget: Establish a realistic budget range for your project.
- ☐ 3. Gather Inspiration: Collect design ideas and preferences.
- ☐ 4. List Requirements: Identify must-haves versus nice-to-haves.
- ☐ 5. Establish a Timeline: Consider your desired completion date.
- ☐ 6. Review Regulations: Check neighborhood zoning and HOA rules.
- ☐ 7. Consult Professionals: Reach out to licensed contractors in San Diego.
- ☐ 8. Plan for Temporary Arrangements: Prepare for kitchen downtime during the remodel.

Building
Dreams
Crafting
Excellence



We are ready to help you!

Get in touch

Our phone numbers:

(619)642-4027

(619)716-9766

Email:

admin@jbconstructionsd.com

Office location:

204 Greenfield Dr Suite B, El Cajon, CA 92020

Website:

www.jbconstructionsd.com